

The new
BMW M2 Coupé



The Ultimate
Driving Machine



**THE NEW
BMW M2 COUPÉ.**



BMW stands for sheer driving pleasure. And the best thing about it is that each person can experience it in their own way. Discover the amazing diversity at www.bmw.com/BMWstories



GET MORE FROM YOUR BROCHURE.



You can also discover everything about the new BMW M2 Coupé in a digital brochure. Simply download the Brochures app for your device and select the desired model.

Internet use may incur costs, depending on your mobile contract.



THE NEW BMW M2 COUPÉ.

THE MODEL SHOWN.

- 04 BMW M2 COUPÉ:**
M TwinPower Turbo in-line six-cylinder petrol engine, 370hp (272kW), 19" light alloy Double-spoke style 437 M wheels in Black, Long Beach Blue metallic paint, Dakota leather seats in Black with Blue contrast stitching and Carbon-fibre interior trim with Black High-gloss finisher.

INNOVATION AND TECHNOLOGY.

- 22 M TWIN POWER TURBO ENGINE:**
Maximum power, maximum efficiency.
- 24 EFFICIENT ENERGY MANAGEMENT AND M-SPECIFIC DESIGN:** World-class engineering.
- 26 SUSPENSION:** Innovative systems for more driving pleasure.
- 28 BMW CONNECTED DRIVE:** In touch with your world.

INDIVIDUALITY AND CHOICE.

- 32 EQUIPMENT:** BMW M2 Coupé Equipment highlights.
- 38 COLOURS:** Exterior and interior colours.
- 40 TECHNICAL DATA:** Facts, figures and dimensions.
- 42 BMW SERVICE:** BMW Service, BMW Financial Services and BMW Experience.

UNLEASHED.



No more compromises. But more of everything else. More power, combined with superlative agility. A more dynamic design, inspired by motor racing history and a driving experience that is pure adrenaline. Bringing motor racing to the road the way only M knows how. The new BMW M2 Coupé.





THE EPITOME OF POWER.
UNDERScoreD BY PERFECT LINES.



Adrenaline rush. This car's design is as jaw-dropping as its performance. Three-way air inlets with trapezoid blades evoke famous front spoilers from motor racing history. M Double-spoke wheels that combine purism and sporting appeal provide a tantalising glimpse of the high-performance brake system. Viewed from the side, sculpted side sills and typical M gills add further evidence that this compact race car dominates the road.







Going beyond the limits? That's a question of confidence. Something the new BMW M2 Coupé has more than enough of. And rightly so: a maximum torque of 500Nm creates a level of dynamic performance that makes it a true motor sports icon. Engineering highlights such as the extremely stiff body, lightweight front and rear axles and a special M chassis underscore that this is a car that sets new benchmarks.

**BENDS CAN BE
SO MUCH FUN.**





THE ONLY THING PRECEDING IT IS ITS REPUTATION.

Adrenaline in motion. Torquey and extremely refined, the 370hp (272kW) M TwinPower Turbo in-line six-cylinder petrol engine, driving the rear wheels via the optional seven-speed M Double-Clutch Transmission, accelerates the new BMW M2 Coupé from 0 to 62 mph in just 4.3 seconds. Inside, the rich engine sound creates an authentic motor sport feel that is further enhanced by the interior design featuring Carbon-fibre trim and Black Dakota leather with Blue contrast stitching.






CONTROL FREAK.

Complete abandon, combined with maximum control: the new BMW M2 Coupé. Precise handling. Inexhaustible power reserves. A characteristic M design. Race track performance, with immediate feedback turning each second into a moment of exhilaration. In total: a compact racing machine that unleashes maximum passion from the word go.






INNOVATION AND TECHNOLOGY.

M TWIN POWER TURBO ENGINE: Maximum power, maximum efficiency.

EFFICIENT ENERGY MANAGEMENT AND M-SPECIFIC DESIGN: World-class engineering.

SUSPENSION: Innovative systems for more driving pleasure.

BMW CONNECTED DRIVE: In touch with your world.




M TwinPower Turbo engine. Maximum power, maximum efficiency.

The next level of driving pleasure and efficiency: innovative BMW engines with M TwinPower Turbo technology. This innovative package – a milestone in the BMW EfficientDynamics development strategy – combines the latest fuel injection and fully variable output control with innovative turbocharger technology to enhance both fuel efficiency and dynamic performance. The result: sheer driving pleasure.



M TWIN POWER TURBO IN-LINE SIX-CYLINDER PETROL ENGINE.

The M TwinPower Turbo in-line six-cylinder petrol engine features superior power delivery, silky smooth running and an exceptional performance. Not only that, the brawny 3.0-litre engine emits a captivatingly sporty sound as it goes about its work. Thanks to an oil system with a return pump, the engine is always fed precisely the right amount of oil, even during maximum longitudinal and latitudinal acceleration on a racetrack.



BMW M2 COUPÉ.

- M TwinPower Turbo six-cylinder petrol engine with an output of 370hp (272kW) and a maximum torque of 465Nm (plus 35Nm Overboost)
- Acceleration 0–62mph: 4.5 [4.3] seconds
- Top speed: 155mph/250km/h (electronically limited)
- Combined fuel consumption: 33.2–35.8mpg (8.5–7.9l/100km)
- CO₂ emissions: 199 [185] g/km

Efficient energy management and M-specific design. World-class engineering.

Optimised aerodynamics contribute to increasing efficiency, as does BMW EfficientLightweight, which simultaneously lowers weight and increases vehicle rigidity by using the right materials for the right parts. The vehicle's design language is inspired by high-performance race cars. Distinctive visual characteristics like the wide track, muscular wheel arches and confident stance underscore the vehicle's power, precise control and superior handling.



BMW M engineers are engaged in continuous research to develop intelligent vehicle concepts, and design special drive components and body elements for M automobiles. The result is exceptional performance combined with impressive efficiency.

Shift gears without losing power, using the clutch or slowing down: the optional **seven-speed M Double-Clutch Transmission with Drivelogic**. Gears can be changed automatically or manually using the gearshift paddles on the steering wheel, or the gear lever. Launch Control guarantees maximum acceleration from a standing start.

The **Auto Start-Stop** function switches off the engine when the vehicle comes to a temporary standstill (e.g. at traffic lights or in a traffic jam) to further reduce overall fuel consumption. When the driver presses down on the clutch (manual transmission) or takes their foot off the brake (M DCT), the engine automatically starts up again in a fraction of a second.



With **Brake Energy Regeneration**, the alternator generates electricity primarily when the driver brakes or takes their foot off the accelerator. Previously unused kinetic energy is thereby transformed into electrical energy and fed into the battery.


The **Lightweight front axle** and the **Lightweight rear axle** reduce unsprung mass to optimise driving dynamics, traction and suspension comfort. The Lightweight front axle optimises the axle load distribution, ensuring neutral driving characteristics and better control in difficult driving situations. The Lightweight rear axle helps to reduce the vehicle's weight, improving agility, dynamics and acceleration.

The striking **M kidney grille** with "M2" logo dominates the dynamic M-style design of the front end. The Black High-gloss double slats take a visual cue from the characteristic Double-spoke style of the M light alloy wheels.

The **side skirts**, which have been specifically designed to be wider, connect the characteristic M flared wheel arches on the front and rear axles, while visually accentuating the athletic pedigree and agile driving characteristics of the vehicle.

Suspension. Innovative systems for more driving pleasure.

Conventional rules don't apply to the new BMW M2 Coupé: Developed in-house by BMW M GmbH, it fully embodies the M philosophy, creating a perfect synthesis of superior performance and everyday usability. The advanced M high-performance chassis was specially designed to support this commitment.



Intelligent integration of chassis components and control systems ensures outstanding agility and dynamic performance coupled with maximum precision and control, for an exhilarating and authentic driving experience.

The **Active M Differential** optimises traction and driving stability when changing lanes or accelerating out of bends, when cornering at high speeds or on roads with uneven surfaces. Traction is improved via an electronically controlled unit that reduces the difference in revolution speed between the rear wheels.

The **M Dynamic Mode**, a sub-function of Dynamic Stability Control (DSC), allows for highly dynamic driving. While the DSC works against understeer and oversteer, the M Dynamic Mode enables the full exploitation of the car's maximum longitudinal and lateral dynamic potential. However, access to the driving support offered by DSC is retained.

M Servotronic adjusts the power steering to suit the current speed and ensures a direct and precise steering response even at high speeds. It also provides excellent comfort by minimising the effort required for steering, as well as maximising agility when parking, manoeuvring or navigating narrow or twisting roads.



Thanks to the use of different materials, **M Compound brakes** achieve outstanding deceleration values and are extremely stable and highly durable. They also weigh less, which has a positive impact on agility, dynamics and acceleration. Blue metallic brake callipers with the M logo are the hallmark of these high-performance compound brakes.

The **Drive Performance Control** lets the driver choose between the standard engine and transmission settings of COMFORT mode, the dynamic SPORT mode, or the SPORT+ mode, which pushes dynamic driving to the limits.

BMW ConnectedDrive In touch with your world.

Our world is becoming more connected every day with instant access to information at anytime and anyplace. With your BMW being an integral part of your lifestyle we believe it's important that you can keep up to date from the behind the wheel. BMW ConnectedDrive delivers intelligent solutions that allow you to remain connected whilst on the move.



Advanced driver assistance systems can connect you to the outside world so that you know exactly what is happening around you, premium traffic solutions ensure you are taking the most time efficient route whilst online services provide direct access to information about your current location or chosen destination. Today, driving enjoyment is derived as much from being informed and relaxed as it is from impressive performance and efficiency – discover how the comprehensive range of **ConnectedDrive** technologies can enhance the connected capabilities of your Ultimate Driving Machine.

For more information please visit:

www.bmw.co.uk/connecteddrive
www.bmw.ie/connecteddrive

Wherever your journey may lead, you can stay in touch with **BMW ConnectedDrive Services**. The range of innovative functions provide optimum integration between the driver, vehicle and the world outside - anytime, anywhere. The **BMW ConnectedDrive Driver Assistance systems** seamlessly integrate the driver into their immediate environment.



The free **GoPro app**¹ allows a GoPro video camera, attached either inside or outside the vehicle, to be operated via the Control Display in the BMW. This means that images and video recordings can be conveniently managed via the iDrive Controller. Furthermore, it's also possible to switch the camera on/off, configure it and check its charge level via wifi.



BMW M laptimer app means driving data from the race track can be precisely recorded and analysed to improve your driving performance. Key information, including acceleration, braking, steering angles, G-force and best lap time, is recorded within the app and can be shared on social media or sent by email.



Online Entertainment provides direct and unlimited access to millions of music tracks from Deezer or Napster without the need for a mobile or MP3 device in the vehicle. Also enables the use of up to three mobile devices to the Napster premier account (including the vehicle), allowing you to create a playlist at home and have this same playlist available to stream in the vehicle.

¹ Requires BMW ConnectedDrive Services.



INDIVIDUALITY AND CHOICE.

EQUIPMENT: BMW M2 Coupé equipment highlights.

COLOURS: Exterior and interior colours.

TECHNICAL DATA: Facts, figures and dimensions.

BMW SERVICE: BMW Service, BMW Financial Services and BMW Experience.




BMW M2 COUPÉ.



[01 | 03] The new BMW M2 Coupé in Long Beach Blue metallic paint represents a perfect combination of breathtaking design and supreme sporting appeal.

[02] Boasting hallmark M driver orientation and premium craftsmanship, the centre console is slightly inclined towards the driver for perfect ergonomics. While the 8.8" Control Display featuring BMW Professional Navigation provides a convenient overview of all relevant data.




[04] Sport seats reflect the exterior's athleticism in the interior. The driver's seat and the front passenger seat feature Black Dakota leather upholstery with Blue contrast stitching and an embossed M logo on the backrest.

[05] 19" M light alloy Double-spoke style 437 M wheels with mixed tyres, Black, forged, burnished, front 9J x 19 with 245/35 R19 tyres, rear 10J x 19, with 265/35 R19 tyres.

EQUIPMENT HIGHLIGHTS.

■ Standard equipment □ Optional equipment



[01] M kidney grille with Black High-gloss double slats and "M2" logo emphasises the M-style design of the car's front end.

[02] Xenon headlights with four illuminated Corona rings with Xenon and LED technology for side lights and daytime driving lights.

[03] The classic M front apron in the body colour, extends downwards with large air inlets.

[04] Twin dual exhaust tailpipes with a Chrome trim bear visible and audible testament to the vehicle's sporty performance.

[05] Wide M-specific rear apron with the characteristic twin exhaust tailpipes.

[06] The striking, characteristic M gills element highlights the car's athletic pedigree.

[07] Stylish M door sill finishers with model designation on Chrome plated inserts enhance the driving experience as soon as you open the door.

[08] 19" M light alloy Double-spoke style 437 M wheels with mixed tyres, Black, forged, burnished, front 9J x 19 with 245/35 R19 tyres, rear 10J x 19, with 265/35 R19 tyres.

[09] The M rear lip spoiler emphasises the car's athletic contours and reduces lift.

[10] Exterior trim, High-gloss Shadowline includes the window frame trim and the exterior mirror frame and base.

[11] M Compound brake discs achieve outstanding deceleration values and high stability as well as a long lifespan.

[12] The M TwinPower Turbo in-line six-cylinder petrol engine with "Powered by M" lettering on the engine cover.

EQUIPMENT HIGHLIGHTS.

■ Standard equipment □ Optional equipment



[01] M multi-function leather steering wheel finished in Nappa leather with the M emblem, features Chrome detailing and contrast stitching.

[02] The BMW M lap timer app precisely records race track driving data such as accelerator position, steering angle, G-force and best lap time.



[03] Optional seven-speed M Double-Clutch Transmission with DRIVELOGIC provides uninterrupted power delivery during gear changes. Includes Launch Control, gradient and low speed assist and hill detection.

[04] Instrument cluster with the full Black panel display shows graphic visualisation of fuel consumption, system feedback and various other controls.



[05] Sport seats for driver and front passenger feature optimum support with various manual adjustment options and electric adjustment for backrest side bolsters.

[06] Navigation system - BMW Professional Multimedia, including Voice Control, USB interface, BMW Professional radio with CD player, and the latest iDrive touch controller.



[07] The electric front seat adjustment with driver memory makes operation easier and allows users to save their desired settings.

[08] Carbon-fibre interior trim on the instrument panel, door handles and centre console, with a Black High-gloss trim finisher on the instrument panel.



[09] The centre console features Drive Performance Control, M gear lever and an upholstered knee pad for the driver.


[10] Embossed M logo beneath the headrests of the front Sport seats expresses the athleticism of the vehicle.

[11] Loudspeaker system - harman/kardon with external 360W amplifier in the luggage compartment consists of 12 speakers including two central subwoofers.

EXTERIOR COLOURS.



■ Non-metallic 300 Alpine White



■ Metallic C16 Long Beach Blue



■ Metallic B39 Mineral Grey




■ Metallic 475 Black Sapphire

INTERIOR COLOURS.

■ Standard equipment □ Optional equipment

UPHOLSTERY




■ Dakota leather LCNL Black with Blue contrast stitching

HEADLINING




■ 775 Anthracite

INTERIOR TRIM



■ 4MC Carbon-fibre with Black High-gloss finisher

INTERIOR COLOUR



■ Black

BMW M2 Coupé**Weight**

Unladen EU ¹	kg	1570 [1595]
Max. permissible	kg	2010 [2010]
Permitted load	kg	515 [490]
Permitted axle load front/rear	kg	970 [970]/1080 [1080]

Engine^{2,3}

Cylinders/valves		6/4
Capacity	cc	2979
Stroke/bore	mm	89.6/84.0
Max. output	hp (kW)/rpm	370 (272)/6500
Max. torque	Nm/rpm	500 ⁴ /1400 – 5560
Compression ratio	:1	10.2

Performance

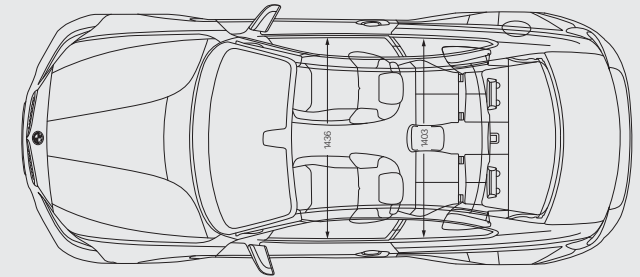
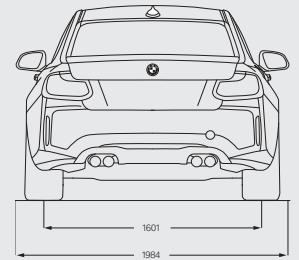
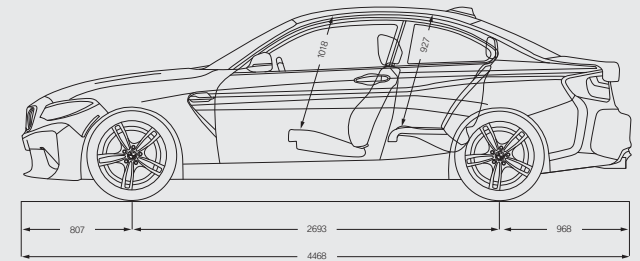
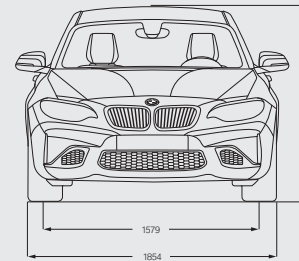
Top speed	mph/km/h	155/250 ⁵
Acceleration 0–62mph	s	4.5 [4.3]

Fuel consumption^{2,3}

Urban	mpg	24.4 [26.9]
	l/100km	11.6 [10.5]
Extra-urban	mpg	42.2 [44.1]
	l/100km	6.7 [6.4]
Combined	mpg	33.2 [35.8]
	l/100km	8.5 [7.9]
CO ₂ emissions, combined	g/km	199 [185]
Tank capacity, approx.	l	52

Wheels

Tyre dimensions front/rear		245/35 R19
		265/35 R19
Wheel dimensions		9J x 19
		10J x 19
Material		Light alloy



All dimensions in the technical drawings are given in millimetres.

¹ The figure quoted includes a 90 per cent tank filling, 68kg for the driver and 7kg for luggage. Unladen weight applies to vehicles with standard equipment. Optional equipment may increase this figure.
² The engine is designed for the use of RON 96 fuel or higher. It may be run on fuel grades down to RON 91 with a decrease in power.
³ The engine complies with the EU6 emissions standard. Fuel consumption is determined in accordance with the ECE driving cycle made up of approximately one-third urban traffic and two-thirds extra-urban driving (based on

the distance covered). CO₂ emissions are measured in addition to fuel consumption. Optional equipment may increase these figures. For additional information on fuel consumption and CO₂ emissions, please contact your BMW Retailer.
⁴ Including 35Nm of overboost.
⁵ Electronically limited.

Figures in [] apply to the BMW M2 Coupé with M DCT.

THE BMW SERVICE CONCEPT:

When you buy a BMW, you can look forward to superb service and comprehensive customer care. **Condition Based Service** tracks service fluids and parts subject to wear, and where appropriate indicates required service stops on the display. In combination with **BMW TeleServices**, the vehicle data collected by Condition Based Service are automatically transmitted to BMW. Your preferred **BMW Service Retailer**

can access the vehicle data. They will contact you when necessary to arrange a service appointment where the required repairs can be performed, using **Genuine BMW Parts**, so your driving pleasure can continue indefinitely. Worldwide, you can call on more than **3,300 Service Authorised Workshops** in more than **150 countries**.

BMW SERVICE INCLUSIVE.



BMW Service Inclusive:

Wouldn't it be good to know your comprehensive servicing costs in advance? Well, that's exactly what BMW Service Inclusive¹ provides and for a low one-off payment.

BMW Service Inclusive¹ lasts for 5 years or 50,000 miles (whichever occurs first) and covers all your vehicle's comprehensive servicing requirements. Alternatively you can choose BMW Service Inclusive Plus¹ which in addition to servicing also covers maintenance items such as brake pads, brake discs and windscreen wipers. And whenever

servicing and maintenance work is carried out on your BMW, you can be sure that it will only be done by fully qualified BMW Service Approved Technicians at one of over 150 BMW Service Authorised Workshops around the country. Furthermore, only Genuine BMW Parts are used – each covered by a two year warranty. BMW Service Inclusive and Service Inclusive Plus are transferable to subsequent owners within the time and mileage period, which can enhance the resale value of your car.²

www.bmw.co.uk/serviceinclusive

BMW EMERGENCY SERVICE.



BMW Emergency Service. BMW Emergency Service is the only roadside and assistance programme designed specifically for BMW vehicles offering an exceptional range of benefits and services. It is available 24 hours a day, 7 days a week and utilises a dedicated fleet of BMW Approved Technicians, equipped with Genuine Parts and tools, ensuring that you and your vehicle receive the best possible care in the event of any motoring emergency.

This tailor-made programme has been specifically designed to meet the needs of BMW drivers travelling in the UK, Republic of Ireland and Continental Europe giving complete reassurance and peace of mind. Every new BMW is covered for three years.

THE BMW EXPERIENCE.



BMW News: To ensure you're one of the first to hear the latest BMW news and developments, BMW UK offer an email programme. Sign-up at: www.bmw.co.uk/newsletter



BMW World, an iconic building in the Munich skyline. The BMW World is a true brand experience where it's possible to marvel at the historic BMWs in the museum, learn about our engineers' newest innovations and take a tour of the plant to experience with your own eyes the cutting-edge and exacting methods used to create a BMW.



BMW Magazine: Every new BMW customer receives a complimentary subscription to BMW Magazine. This publication features all the latest news and developments from BMW, together with a variety of driving and lifestyle features.

BMW CONNECTED DRIVE SERVICES.



BMW ConnectedDrive Services.

A function using the built-in BMW SIM card to provide telematic and online services that are fully integrated into your BMW vehicle. All services require connection to a UK mobile network. Some services are available in other European countries. The range of ConnectedDrive Services that are available depends on the specification of the vehicle. The service duration varies depending on the ConnectedDrive Service.

For further information on BMW ConnectedDrive Services and terms and conditions please visit www.bmw.co.uk/connecteddrive-information

BMW FINANCIAL SERVICES.



BMW Financial Services: BMW Financial Services offers a range of solutions designed to help you drive the BMW of your choice. All our products offer you the flexibility to customise your finance, making driving away a BMW a reality. After all, who knows more about financing your BMW than BMW.


If you would like more information, visit www.bmwfs.co.uk. Here, you will also find details of our comprehensive range of products engineered for every eventuality.

You can view all of our current offers at the touch of a button using the BMW Financial Services Offers App. Download it now for free.



Finance is subject to status and available to over 18's in the UK only (not the Channel Islands or the Isle of Man). Guarantees and indemnities may be required. Advertised finance is provided by BMW Financial Services, Summit ONE, Summit Avenue, Farnborough, Hampshire, GU14 0FB

SHAPING THE FUTURE – RESPONSIBLY.



In 2014, the BMW Group was once again listed in the Dow Jones Sustainability World and Europe Indices and thus ranked one of the most sustainable automotive companies worldwide. The development of efficient vehicle concepts and eco-friendly production processes, up to and including recycling, is an integral part of our engineering philosophy. Thanks to BMW EfficientDynamics, the CO₂ emissions of our European new-vehicle fleet have dropped by more than 30% since 1995. Over the period from 2006 to 2020 we are also aiming to achieve a 45% reduction in the amount of resources – such as water and energy – that our manufacturing operations consume. Since 2007, production in our engine plant in Steyr, Austria, has generated zero waste water. And of course each of our vehicles is designed for easy and economical recycling after its long running life. Please contact your BMW Centre on all matters regarding your end-of-life vehicle. For further information please visit our website.

www.bmw.co.uk/EfficientDynamics
www.bmwgroup.com/responsibility
www.bmw.com/recycling

¹ Service Inclusive and Service Inclusive Plus are available as cost options. Terms and conditions apply, for full details speak to your retailer or visit www.bmw.co.uk/serviceinclusive

² For further information, please contact your local BMW Retailer.

BMW M



The Ultimate
Driving Machine



The models illustrated in this brochure show the specifications and configurations (standard and optional equipment) of vehicles produced by BMW AG for the German market. According to the specific requirements of other markets, alterations in standard and optional equipment and the configurations available for the different models, as described in this brochure, may occur. For more precise information about country-specific vehicle versions, please contact your local BMW Retailer. Illustrations and descriptions are subject to changes in product details. Part number 95 38 0 003 015, November 2015.

© BMW AG, Munich/Germany. Not to be reproduced wholly or in part without written permission of BMW AG, Munich.

4 11 001 408 21 2 2015 BB. Printed in Germany 2015.

